



Psychodiagnostisch Centrum

## PVOC ANTWERPEN

Provinciale Vormings- en Ondersteuningscel  
VCLB Antwerpen

### WERKBROCHURE

## **CROSS – BATTERY ANALYSE VAN HET INTELLIGENTIEPROFIEL VOLGENS HET CHC – INTELLIGENTIEMODEL Versie 2009**

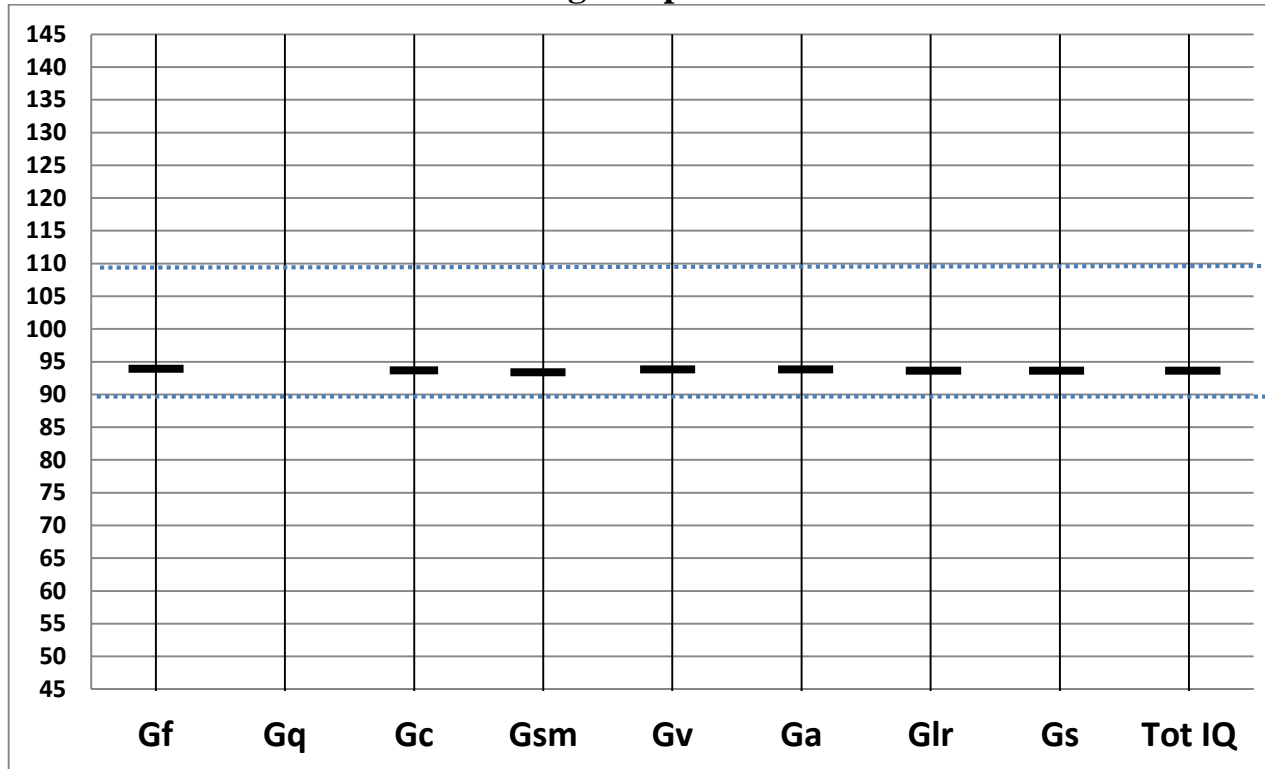
**Walter Magez - Wim De Cleen**

***Versie 2013: toepassing op WISC III + SON-R 6 – 40 + CELF 4<sup>NL</sup>  
Gisleen Rauws***

|         |                   |
|---------|-------------------|
| Naam:   | Geboortedatum:    |
| School: | Onderzoeksdatum:  |
| Klas:   | Kalenderleeftijd: |

**CROSS – BATTERY ANALYSE VAN HET INTELLIGENTIEPROFIEL  
VOLGENS HET CHC – INTELLIGENTIEMODEL: WISC III + aanvulling**

**Grafiek : CHC – intelligentieprofiel**



| TIQ/BCV |                |
|---------|----------------|
| >130    | Zeer hoog      |
| 121-130 | Hoog           |
| 111-120 | Hoog gemiddeld |
| 90-110  | Gemiddeld      |
| 80-89   | Laag gemiddeld |
| 70-79   | Laag           |
| < 70    | Zeer laag      |

**CROSS-BATTERY INTRA- EN INTERINDIVIDUELE PROFIELANALYSE  
VOLGENS HET CHC- INTELLIGENTIEMODEL: : WISC III + aanvulling**

| <i>BCV</i> | <i>AU<br/>'verplichte' subtests</i> | <i>Naam + AU<br/>Aanvullende subtests</i> | <i>BCV-<br/>index</i> | <i>BCV-index<br/>Betrouwbaarheidsgrenzen</i> | <i>Percentiel</i> | <i>Besluit profielanalyse<br/>(zie stroomdiagram)</i> |
|------------|-------------------------------------|---|-----------------------|--|-------------------|---|
| <b>Gf</b>  | AN<br>CA                            |   |                       | -  |                   |   |
| <b>Gq</b>  | R                                   | /   | /                     | /  |                   | /   |
| <b>Gc</b>  | I<br>O<br>W                         |   |                       | -  |                   |   |
| <b>Gsm</b> | CH<br>RO                            |   |                       | -  |                   |   |
| <b>Gv</b>  | BP<br>OT                            |   |                       | -  |                   |   |
| <b>Ga</b>  |                                     |   |                       | -  |                   |   |
| <b>Glr</b> |                                     |   |                       | -  |                   |   |
| <b>Gs</b>  | SU                                  |   |                       | -  |                   |   |



(totale som AU : aantal subtests) x 10

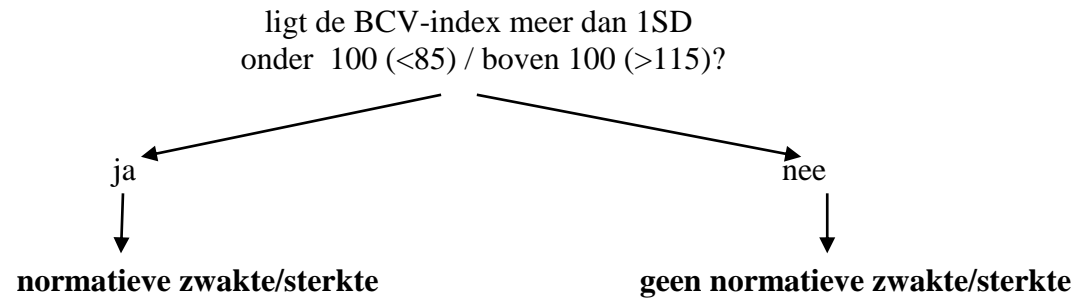
( : 11 ) x 10 =

→ tabel D4 (TIQ) WISC III → CHC totaal IQ

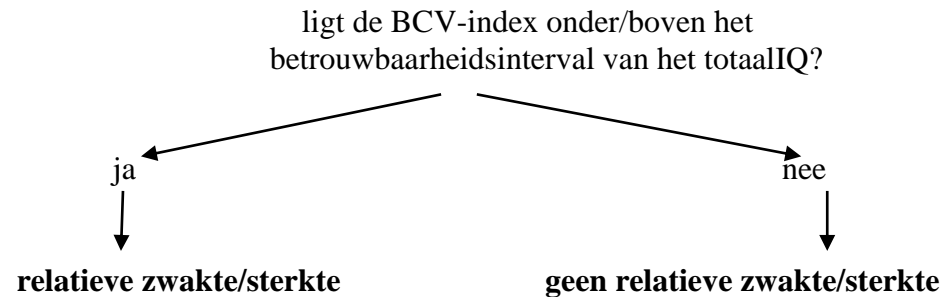
**Betrouwbaarheidsgrenzen**

**CROSS-BATTERY INTRA- EN INTERINDIVIDUELE PROFIELANALYSE  
VOLGENS HET CHC- INTELLIGENTIEMODEL:  
stroomdiagram**

**1. INTERINDIVIDUEEL: onderzoek voor elke BCV-index**



**2. INTRA-INDIVIDUEEL: onderzoek voor elke BCV-index**



CROSS-BATTERY INTER-INDIVIDUELE ANALYSE VAN HET INTELLIGENTIEPROFIEL VOLGENS  
**HET CHC -INTELLIGENTIEMODEL: WISC III + aanvulling**

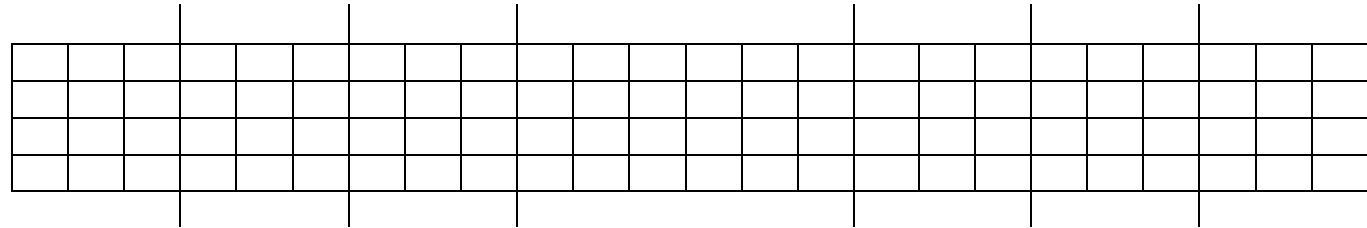
Betrouwbaarheidsgrenzen  
 \_\_\_ | \_\_\_ 68% \_\_\_ | \_\_\_  
 -1 SEM                      +1 SEM  
 Subtests nauwe cogn. vaardigh.: ± 2 SS

**Tabellen uit WISC III-handleiding, SON-R 6 - 40 en CELF 4-handleiding**

Tests gebruikt ter aanvulling:

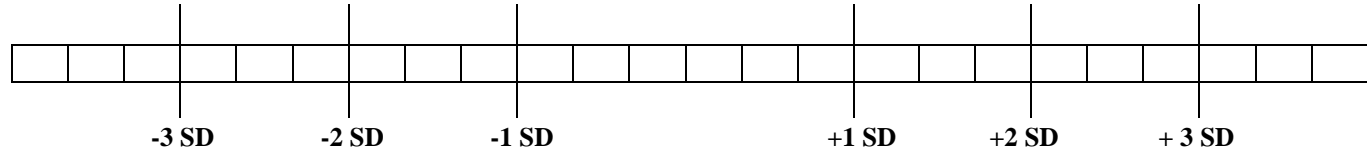
|                     |           |    |   |   |       |                     |           |    |    |    |                     |         |           |     |     |     |
|---------------------|-----------|----|---|---|-------|---------------------|-----------|----|----|----|---------------------|---------|-----------|-----|-----|-----|
| Verbale appreciatie | Zeer laag |    |   |   | Laag  | Laag ge-<br>Middeld | Gemiddeld |    |    |    | Hoog ge-<br>middeld | Hoog    | Zeer hoog |     |     |     |
| Percentielen        | ≤ 2       |    |   |   | 3 – 8 | 9 – 24              | 25 – 75   |    |    |    | 76 – 91             | 92 – 97 | ≥ 98      |     |     |     |
|                     | 40        | 50 | 1 | 2 | 4     | 6                   | 8         | 10 | 12 | 14 | 16                  | 18      | 19        | 140 | 150 | 160 |

|           |                   |           |
|-----------|-------------------|-----------|
| <b>Gf</b> | <i>Subtest</i>    | <i>AU</i> |
|           | Analogieën SON-R  |           |
|           | Categorieën SON-R |           |
|           |                   |           |
|           |                   |           |



som AU:  → ev. berekening:  → tabel totaalIQ SON-R 6 – 40 → Gf-index:  → Betrouwbaarheidsgrenzen Gf-index:  pc

|           |                |           |
|-----------|----------------|-----------|
| <b>Gq</b> | <i>Subtest</i> | <i>AU</i> |
|           | Rekenen WISC   |           |



|                     |    |           |           |      |       |                     |           |        |        |                     |         |           |     |  |
|---------------------|----|-----------|-----------|------|-------|---------------------|-----------|--------|--------|---------------------|---------|-----------|-----|--|
| Verbale appreciatie |    | Zeer laag |           |      | Laag  | Laag ge-<br>middeld | Gemiddeld |        |        | Hoog ge-<br>middeld | Hoog    | Zeer hoog |     |  |
| Percentielen        |    | ≤ 2       |           |      | 3 - 8 | 9 - 24              | 25 - 75   |        |        | 76 - 91             | 92 - 97 | ≥ 98      |     |  |
|                     | 40 | 50        | 1 2<br>60 | 4 70 | 6 80  | 8 90                | 10 100    | 12 110 | 14 120 | 16 130              | 18 140  | 19 150    | 160 |  |

| <i>Gc</i> | <i>Subtest</i>      | <i>AU</i> |  |  |  |  |  |  |  |  |  |  |  |  |  |  |  |  |  |  |
|-----------|---------------------|-----------|--|--|--|--|--|--|--|--|--|--|--|--|--|--|--|--|--|--|
|           | Informatie WISC     |           |  |  |  |  |  |  |  |  |  |  |  |  |  |  |  |  |  |  |
|           | Overeenkomsten WISC |           |  |  |  |  |  |  |  |  |  |  |  |  |  |  |  |  |  |  |
|           | Woordkennis WISC    |           |  |  |  |  |  |  |  |  |  |  |  |  |  |  |  |  |  |  |
|           |                     |           |  |  |  |  |  |  |  |  |  |  |  |  |  |  |  |  |  |  |
|           |                     |           |  |  |  |  |  |  |  |  |  |  |  |  |  |  |  |  |  |  |

|                              |  |   |  |                         |
|------------------------------|--|---|--|-------------------------|
| som AU: <input type="text"/> | → ev. berekening: <input type="text"/> | → tabel D5 (VB-index) WISC III → Gc-index: <input type="text"/> | → Betrouwbaarheidsgrenzen Gc-index: <input type="text"/> | pc <input type="text"/> |
|------------------------------|--|---|--|-------------------------|

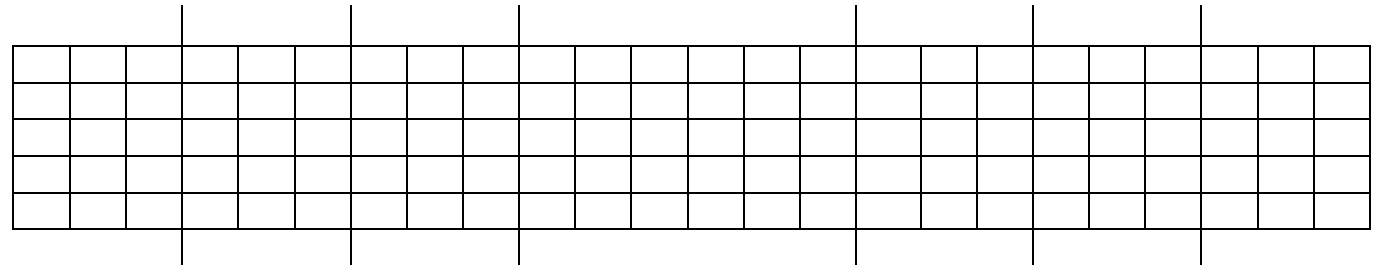
| <i>Gsm</i> | <i>Subtest</i>        | <i>AU</i> |  |  |  |  |  |  |  |  |  |  |  |  |  |  |  |  |  |  |
|------------|-----------------------|-----------|--|--|--|--|--|--|--|--|--|--|--|--|--|--|--|--|--|--|
|            | Cijfers Herhalen CELF |           |  |  |  |  |  |  |  |  |  |  |  |  |  |  |  |  |  |  |
|            | Reeksen Opsom. CELF   |           |  |  |  |  |  |  |  |  |  |  |  |  |  |  |  |  |  |  |
|            |                       |           |  |  |  |  |  |  |  |  |  |  |  |  |  |  |  |  |  |  |

-3 SD    -2 SD    -1 SD    +1 SD    +2 SD    +3 SD

|                              |  |   |   |                         |
|------------------------------|--|---|---|-------------------------|
| som AU: <input type="text"/> | → ev. berekening: <input type="text"/> | → tabel WGI 5 - 8 j./9 - 12 j. CELF → Gsm-index: <input type="text"/> | → Betrouwbaarheidsgrenzen Gsm-index: <input type="text"/> | pc <input type="text"/> |
|------------------------------|--|---|---|-------------------------|

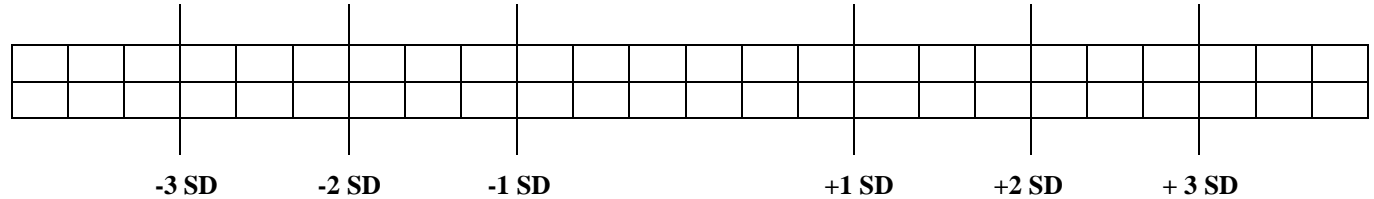
|                     |           |    |         |         |                     |           |          |           |                     |           |           |           |           |
|---------------------|-----------|----|---------|---------|---------------------|-----------|----------|-----------|---------------------|-----------|-----------|-----------|-----------|
| Verbale appreciatie | Zeer laag |    |         | Laag    | Laag ge-<br>middeld | Gemiddeld |          |           | Hoog ge-<br>middeld | Hoog      | Zeer hoog |           |           |
| Percentielen        | ≤ 2       |    |         | 3 – 8   | 9 – 24              | 25 – 75   |          |           | 76 – 91             | 92 – 97   | ≥ 98      |           |           |
|                     | 40        | 50 | 1<br>60 | 2<br>70 | 4<br>80             | 6<br>90   | 8<br>100 | 10<br>110 | 12<br>120           | 14<br>130 | 16<br>140 | 18<br>150 | 19<br>160 |

| Gv | Subtest              | AU |
|----|----------------------|----|
|    | Blokpatronen WISC    |    |
|    | Onvolledige Tek.WISC |    |
|    |                      |    |
|    |                      |    |
|    |                      |    |



som AU:  → ev. berekening:  → tabel D6 (PO-index) WISC III → Gv-index:  → Betrouwbaarheidsgrenzen Gv-index:  pc

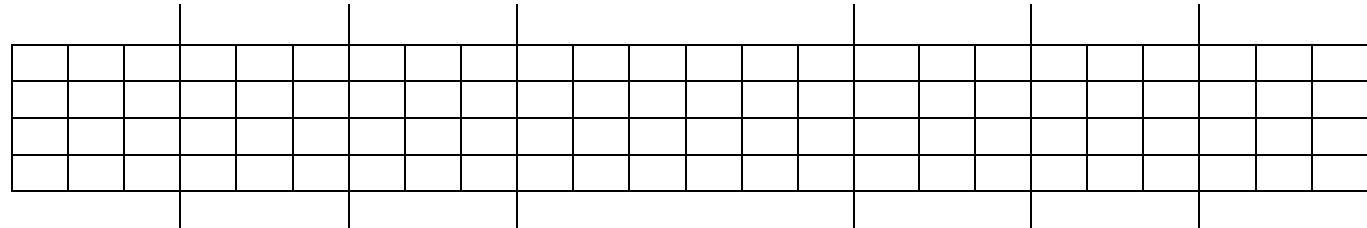
| Ga | Subtest | AU |
|----|---------|----|
|    |         |    |
|    |         |    |



som AU:  → ev. berekening:  → tabel WGI 5 – 8 j./9 – 12 j. CELF → Ga-index:  → Betrouwbaarheidsgrenzen Ga-index:  pc

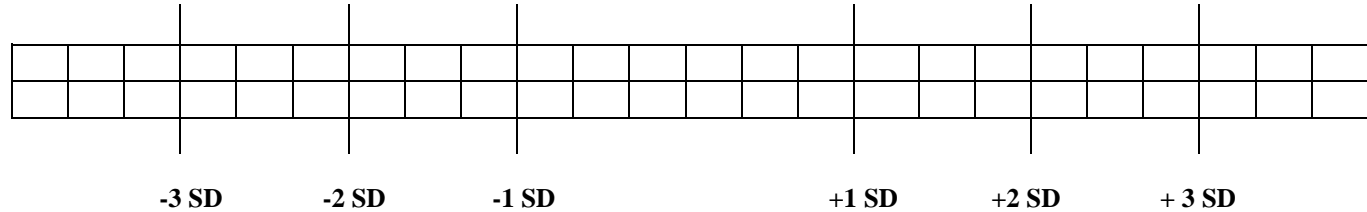
|                     |           |    |   |   |       |                 |           |    |    |    |                 |         |           |     |     |     |
|---------------------|-----------|----|---|---|-------|-----------------|-----------|----|----|----|-----------------|---------|-----------|-----|-----|-----|
| Verbale appreciatie | Zeer laag |    |   |   | Laag  | Laag ge-Middeld | Gemiddeld |    |    |    | Hoog ge-middeld | Hoog    | Zeer hoog |     |     |     |
| Percentielen        | ≤ 2       |    |   |   | 3 – 8 | 9 – 24          | 25 – 75   |    |    |    | 76 – 91         | 92 – 97 | ≥ 98      |     |     |     |
|                     | 40        | 50 | 1 | 2 | 4     | 6               | 8         | 10 | 12 | 14 | 16              | 18      | 19        | 140 | 150 | 160 |

| Glr | Subtest | AU |
|-----|---------|----|
|     |         |    |
|     |         |    |
|     |         |    |



|         |  |                   |  |                                       |  |                                      |  |    |
|---------|--|-------------------|--|---------------------------------------|--|--------------------------------------|--|----|
| som AU: |  | → ev. berekening: |  | → tabel WGI 5 – 8 j./9 – 12 j. CELF → |  | → Betrouwbaarheidsgrenzen Glr-index: |  | pc |
|---------|--|-------------------|--|---------------------------------------|--|--------------------------------------|--|----|

| Gs | Subtest            | AU |
|----|--------------------|----|
|    | Substitutie WISC   |    |
|    | Symbol Zoeken WISC |    |



|         |  |                   |  |                                  |  |                                     |  |    |
|---------|--|-------------------|--|----------------------------------|--|-------------------------------------|--|----|
| som AU: |  | → ev. berekening: |  | → tabel D7 (VS-index) WISC III → |  | → Betrouwbaarheidsgrenzen Gs-index: |  | pc |
|---------|--|-------------------|--|----------------------------------|--|-------------------------------------|--|----|